

Annual Report (2021-2022)


Program Code	Program Name	Number of students appeared in the final year examination	Number of students passed in final year examination	Pass Percentage
BEN	B.A (H)English	20	17	85.00
BAC	B.Arch	2	2	100.00
BBA	B.B.A	57	56	98.25
BCOM	B.Com.	46	41	89.13
BED	B.Ed.	15	12	80.00
BPH	B.Pharmacy	61	48	78.69
BSC	B.Sc. (Chemistry)	24	23	95.83
BSM	B.Sc. (Maths)	14	13	92.86
BSP	B.Sc. (Physics)	14	12	85.71
CS	B.Tech CSE	103	91	88.35
EC	B.Tech ECE	23	19	82.61
ME	B.Tech ME	27	23	85.19
CE	B.Tech. (Civil)	14	12	85.71
BLI	BBA+LLB	14	8	57.14
BMI	BBA+MBA Integrated	4	4	100.00
BCA	BCA	28	24	85.71
BA(JMC)	BJMC	23	21	91.30
DPH	Diploma in Pharmacy	51	37	72.55
LLB	LLB	4	3	75.00
MEN	M.A. English	5	4	80.00
MED	M.Ed.	2	2	100.00
MSC	M.Sc. (Chemistry)	8	7	87.50
MSP	M.Sc. (Physics)	8	8	100.00
PGCS	M.Tech CSE	15	13	86.67
PGEC	M.Tech ECE	12	11	91.67
ME	M.Tech ME	10	10	100.00
PGCE	M.Tech. (Civil)	18	17	94.44
MBA	MBA	40	34	85.00
MCA	MCA	14	12	85.71



 Controller of Examination
 20/1/24


Annual Report (2020-2021)

Program Code	Program Name	Number of students appeared in the final year examination	Number of students passed in final year examination	Pass Percentage
BEN	B.A (H)English	17	16	94.12
BAC	B.Arch	10	10	100.00
BBA	B.B.A	56	50	89.29
BCOM	B.Com.	42	39	92.86
BED	B.Ed.	34	34	100.00
BPH	B.Pharmacy	37	36	97.30
BSC	B.Sc. (Chemistry)	29	28	96.55
BSM	B.Sc. (Maths)	12	11	91.67
BSP	B.Sc. (Physics)	10	10	100.00
CS	B.Tech CSE	182	166	91.21
EC	B.Tech ECE	74	68	91.89
ME	B.Tech ME	71	61	85.92
CE	B.Tech. (Civil)	25	24	96.00
BMI	BBA+MBA Integrated	15	15	100.00
BCA	BCA	29	26	89.66
BA(JMC)	BJMC	21	18	85.71
DPH	Diploma in Pharmacy	55	54	98.18
LLB	LLB	10	9	90.00
MAENG	M.A. English	4	4	100.00
MED	M.Ed.	2	2	100.00
MSC	M.Sc. (Chemistry)	6	5	83.33
MSP	M.Sc. (Physics)	4	3	75.00
PGCS	M.Tech CSE	10	8	80.00
PGEC	M.Tech ECE	9	8	88.89
ME	M.Tech ME	9	8	88.89
PGCE	M.Tech. (Civil)	18	17	94.44
MBA	MBA	33	29	87.88
MCA	MCA	10	9	90.00

Amey

 Controller of Examination
 20/1/21

Annual Report (2019-2020)

Program Code	Program Name	Number of students appeared in the final year examination	Number of students passed in final year examination	Pass Percentage
BEN	B.A (H)English	12	11	91.67
BAC	B.Arch	23	21	91.30
BBA	B.B.A	21	18	85.71
BCOM	B.Com.	26	25	96.15
BED	B.Ed.	50	47	94.00
BPH	B.Pharmacy	43	42	97.67
BSC	B.Sc. (Chemistry)	15	14	93.33
BSM	B.Sc. (Maths)	6	6	100.00
BSP	B.Sc. (Physics)	6	6	100.00
CS	B.Tech CSE	74	69	93.24
EC	B.Tech ECE	21	21	100.00
ME	B.Tech ME	41	39	95.12
CE	B.Tech. (Civil)	7	7	100.00
BMI	BBA+MBA Integrated	26	21	80.77
BCA	BCA	21	21	100.00
BA(JMC)	BJMC	13	12	92.31
DPH	Diploma in Pharmacy	58	57	98.28
LLB	LLB	9	9	100.00
MSC	M.Sc. (Chemistry)	3	3	100.00
MSP	M.Sc. (Physics)	3	3	100.00
PGCS	M.Tech CSE	8	8	100.00
PGEC	M.Tech ECE	6	6	100.00
ME	M.Tech ME	6	5	83.33
PGCE	M.Tech. (Civil)	22	20	90.91
MBA	MBA	28	26	92.86
MCA	MCA	10	9	90.00



**LINGAYA'S
VIDYAPEETH**
Controller of Examination
20/1/24

Annual Report (2018-2019)


Program Code	Program Name	Number of students appeared in the final year examination	Number of students passed in final year examination	Pass Percentage
BEN	B.A (H)English	23	21	91.30
BAC	B.Arch	27	27	100.00
BBA	B.B.A	25	20	80.00
BCOM	B.Com.	51	49	96.08
BED	B.Ed.	29	25	86.21
BPH	B.Pharmacy	20	20	100.00
BSC	B.Sc. (Chemistry)	23	20	86.96
BSM	B.Sc. (Maths)	14	14	100.00
BSP	B.Sc. (Physics)	15	14	93.33
CS	B.Tech CSE	115	102	88.70
EC	B.Tech ECE	35	29	82.86
ME	B.Tech ME	77	69	89.61
CE	B.Tech. (Civil)	22	18	81.82
BMI	BBA+MBA Integrated	4	4	100.00
BCA	BCA	21	18	85.71
BA(JMC)	BJMC	20	18	90.00
DPH	Diploma in Pharmacy	52	37	71.15
MAC	M.Arch	16	14	87.50
MED	M.Ed.	1	1	100.00
MSC	M.Sc. (Chemistry)	5	5	100.00
MSP	M.Sc. (Physics)	6	5	83.33
PGCS	M.Tech CSE	3	3	100.00
PGEC	M.Tech ECE	2	2	100.00
ME	M.Tech ME	4	4	100.00
PGCE	M.Tech. (Civil)	11	10	90.91
MBA	MBA	55	48	87.27



Handwritten signature/initials

Annual Report (2017-2018)

Program Code	Program Name	Number of students appeared in the final year examination	Number of students passed in final year examination	Pass Percentage
BEN	B.A (H)English	7	7	100.00
BAC	B.Arch	44	42	95.45
BBA	B.B.A	55	52	94.55
BCOM	B.Com.	33	28	84.85
BED	B.Ed.	41	37	90.24
BSC	B.Sc. (Chemistry)	33	29	87.88
BSM	B.Sc. (Maths)	9	9	100.00
BSP	B.Sc. (Physics)	14	14	100.00
CS	B.Tech CSE	74	67	90.54
EC	B.Tech ECE	34	30	88.24
ME	B.Tech ME	73	65	89.04
CE	B.Tech. (Civil)	36	36	100.00
BMI	BBA+MBA Integrated	11	9	81.82
BCA	BCA	19	17	89.47
BA(JMC)	BJMC	15	14	93.33
DPH	Diploma in Pharmacy	44	32	72.73
MAC	M.Arch	5	3	60.00
MED	M.Ed.	2	2	100.00
MSC	M.Sc. (Chemistry)	3	3	100.00
MSP	M.Sc. (Physics)	1	1	100.00
MBA	MBA	17	15	88.24
MCA	MCA	7	7	100.00



Stamp: LINGAYA'S VIDYAPEETH
Controller of Examination
Date: 20/1/21